


MARK-VU Image



• Curtain Box



• Capture Button



- Connected to PC by USB
- Power : DC 19V 3.42 A

MARK · VU

No1. Facial Analysis System



MARK · VU

By adopting Canon 100D DSLR camera and lens, it is possible to get the best images that can be used in labs and clinics.

Certification & Patent Application

- Patent Application No. : 10-2017-0093885
- Design Application No. : 30-2017-0033623
- Trademark Application No. : 40-2017-0090053



GHOST THE MIRROR

Mirror type facial analyze device that can directly observe the skin issues through the mirror by yourself.

Certification & Patent Application

- Patent Application No. : 10-2016-0131382
- Design Application No. : 30-2017-0006550

PSI PLUS

Sales Company

Office 103-201, 88, Sinwon-ro, Yeongtong-gu, Suwon-si, Gyeonggi-do, Republic of Korea, 16681
Tel. +82-31-695-6918 / Fax. +82-31-695-6919

PSI

Manufacturer

Office RM. 2001, 120, Heungdeokjungang-ro, Giheung-gu, Yongin-si, Gyeonggi-do, 16950
Tel. +82-31-255-8658 / Fax. +82-31-255-8659

PSI PLUS
Professional Scientific Instrument

Light Sources

Since all four different kinds of lights sources are applied with LED, accurate before & after images can be seen.



Detail

Easy to observe skin issues clearly, as the images are being captured by high resolution DSLR camera.

• Camera Images

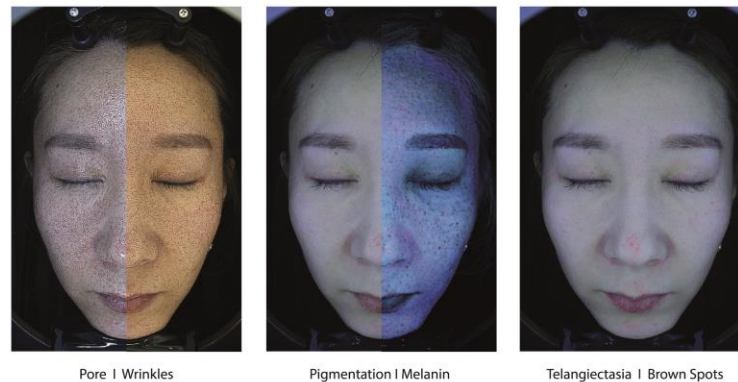


• Detail Images



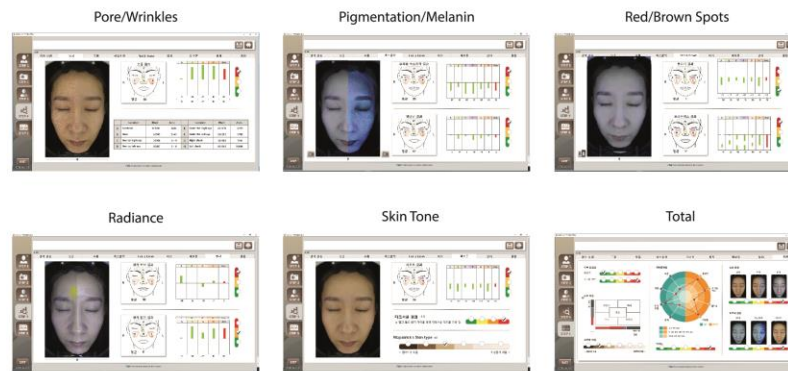
Analyzed Images

By overlaying the analyzed images, easy counselling on various skin issues can be done.



Analyzed Result

Determine skin sensitivity by observing redness and sebum, and provide skin type by measuring amount of sebum on each area. Aging related results such as pore, wrinkles, hidden wrinkles, radiance, and color tone related results such as redness, brown spots, melanin, and etc. are being observed.



Comparison Images

By comparing before & after images, improvement of skin issues can be easily acknowledged.

